

AMERICAN EMPRESS[®]



AMERICAN QUEEN[®] STEAMBOAT COMPANY

Uniquely American River Cruises[®]


ONE COMMERCE SQUARE
40 SOUTH MAIN STREET, 21ST FLOOR
MEMPHIS, TN 38103
TEL (888) 749-5280 | FAX (901) 654-2541 | WWW.AQSC.COM

SUITES AND STATEROOMS

Welcome to your home on the Columbia and Snake Rivers. Each *American Empress* accommodation features a custom-built hardwood entertainment center and spacious, illuminated armoire. Fine linens and plush bedding will ensure you are well-rested to fully enjoy every included shore tour, historical lecture and toe-tapping musical performance. A flat-screen TV, mini refrigerator, coffee maker and safe are provided for your comfort and convenience.

LUXURY SUITES WITH VERANDA

LS 410 sq. ft.

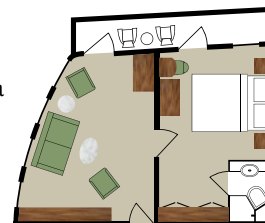


Feel as if you own the *American Empress* in this expansive suite. You are treated to sweeping river views through large windows facing forward and starboard. Step out onto your private veranda and scan the riverbanks for wildlife. Sip a beverage and converse in your spacious sitting room complete with a large flat-screen TV, premium sound, cocktail table and wet bar. As a guest of our Luxury Suite, you will be treated to exclusive suite-level

Commodore Services® and amenities, as well as River Butler service.



Two Twin Beds or One Queen Bed ★ Shower ★ Flat-screen TV ★ Sitting Area with Sofa ★ Private Veranda
★ Discovery and Frontier Decks ★ Commodore Services® including personal River Butler



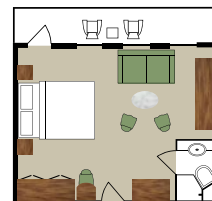
SUITES WITH VERANDA

A 310 sq. ft.

Enjoy a large suite with a comfortable sitting area and premium sound system. Your semiprivate veranda provides splendid river views from four stories above the river and direct access to the wraparound Vista View Deck, perfect for sharing a view and socializing with fellow guests.



Two Twin Beds or One Queen Bed ★ Shower ★ Flat-screen TV
★ Sitting Area with Sofa ★ Semiprivate Veranda ★ Vista View Deck



Guests holding reservations for Luxury Suite accommodations will receive our exclusive *Commodore Services* which include a bottle of wine from the region and fruit basket upon arrival, preferred dining arrangements, reserved seating in The Show Lounge theater and an invitation to dine with Senior Officers of the *American Empress*.

Guests of our Luxury Suites will also receive the additional services of a friendly River Butler. River Butler service includes a warm welcome with a tour of your suite, unpacking and hanging of clothes in addition to preparation and packing of your luggage, laundry and pressing services along with shoe shine and conditioning, afternoon tea served in your suite, breakfast and dinner served on your private veranda upon request, in-suite pre-dinner canapés and post-dinner sweets, as well as a personal escort to your reserved seating in The Show Lounge.

SUPERIOR VERANDA STATEROOMS

B 210-250 sq. ft.

Enjoy your spacious stateroom with a cozy sitting area or panoramic view through large forward-facing windows. Your private veranda provides a quiet place to watch the ever-changing scenery.

Two Twin Beds or One Queen Bed ★ Shower ★ Flat-screen TV ★ Sitting Area
★ Private Veranda ★ Vista View, Discovery and Frontier Decks

**Stateroom 403 features a semiprivate veranda.*



DELUXE VERANDA STATEROOMS

C 180 sq. ft.

Deluxe veranda staterooms are a popular choice for many couples. Share a toast on your private veranda as you glide through the fresh air of the Pacific Northwest.

Two Twin Beds or One Queen Bed ★ Shower ★ Flat-screen TV ★ Private Veranda
★ Discovery and Frontier Decks

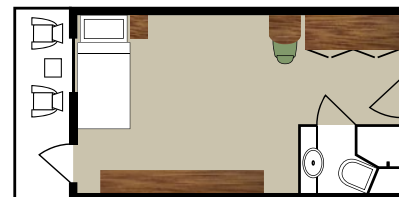


SINGLE OUTSIDE STATEROOM WITH VERANDA

CS 160 sq. ft.

The single outside stateroom is slightly scaled down for the single traveler, but allows you to take full advantage of the splendid features of our deluxe veranda staterooms.

One Twin Bed ★ Shower ★ Flat-screen TV ★ Private Veranda ★ Frontier Deck

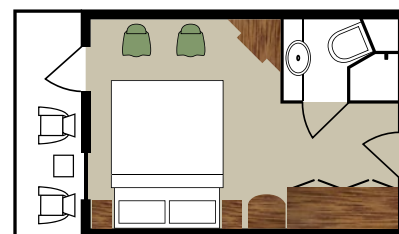


VERANDA STATEROOMS

E 150 sq. ft.

Enjoy a great value with our efficient, yet spacious veranda staterooms. Your semiprivate veranda provides a quiet place to watch the ever-changing scenery.

Two Twin Beds or One Queen Bed ★ Shower ★ Flat-screen TV ★ Semiprivate Veranda ★ Vista View Deck

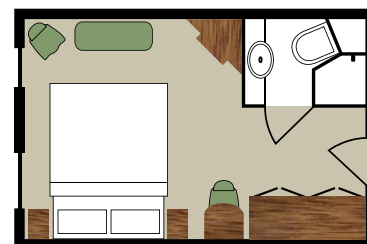


OUTSIDE STATEROOMS WITH WINDOW

D 180 sq. ft.

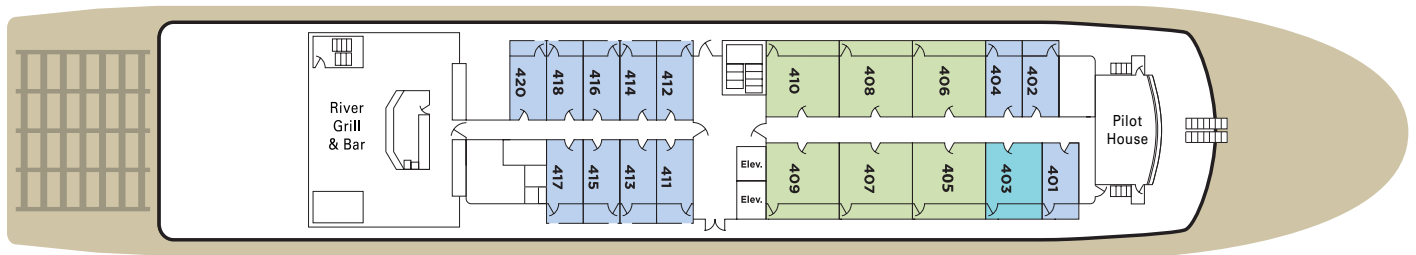
This large stateroom provides a cozy atmosphere and spectacular river views through generously sized windows.

Two Twin Beds or One Queen Bed ★ Shower ★ Flat-screen TV ★ Explorer Deck

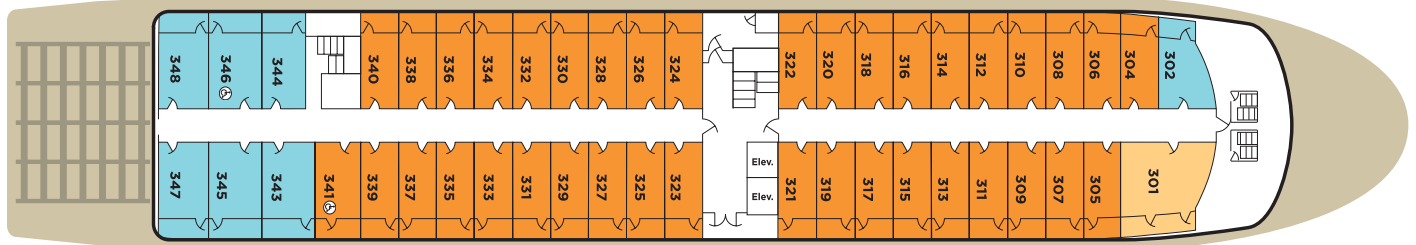


Note: Stateroom information provided here is a general representation of the stateroom categories. Actual features and amenities vary slightly between and within stateroom categories. Verandas on the Vista View Deck are semiprivate because the public walkway runs just over the railing. Twin beds cannot be converted to a queen/king bed for select staterooms. Please ask your reservations agent for details. Call for details.

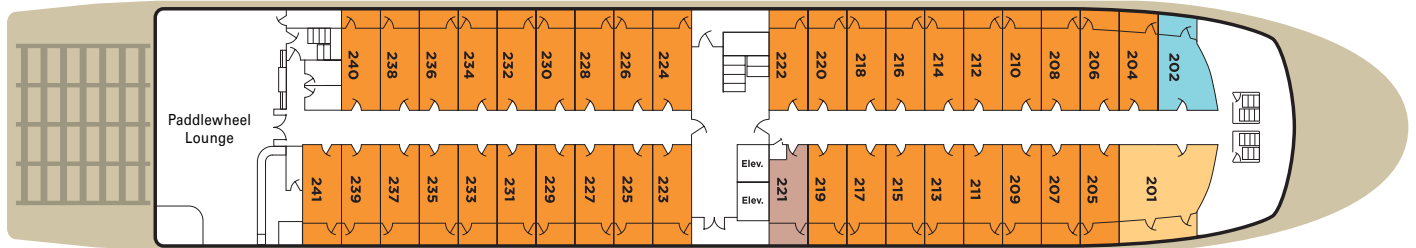
DECK PLANS



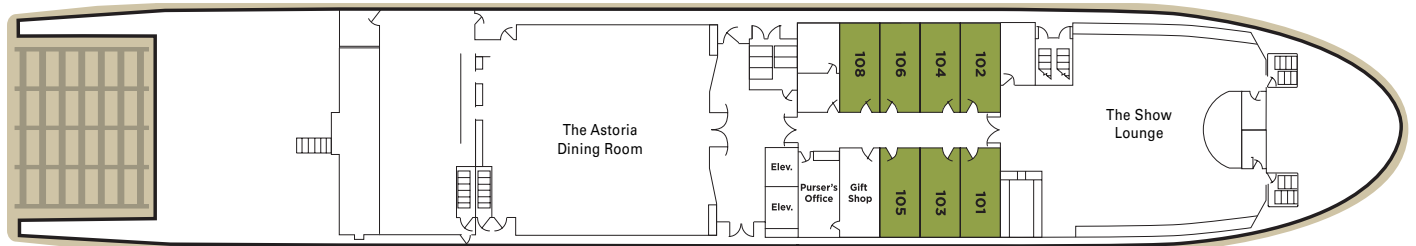
DECK 4 – VISTA VIEW DECK



DECK 3 – DISCOVERY DECK



DECK 2 – FRONTIER DECK



DECK 1 – EXPLORER DECK

STATEROOM CATEGORIES

- LS** Luxury Suites with Veranda
- A** Suites with Veranda
- B** Superior Veranda Staterooms
- C** Deluxe Veranda Staterooms
- CS** Single Outside Stateroom with Veranda
- E** Veranda Staterooms
- D** Outside Staterooms with Window

SPECIFICATIONS

YEAR BUILT / REFURBISHED 2003 / 2014
 PASSENGERS 223
 STATEROOMS AND SUITES 112
 CREW 83
 LENGTH 360 FT.
 PASSENGER DECKS 4

ACCESSIBLE STATEROOMS

The *American Empress*' two elevators provide access to all decks. Stateroom 341 is wheelchair accessible with roll-in shower and a queen bed. Stateroom 346 is wheelchair accessible with roll-in shower and twin beds.